





School Closure Daily Planning- Jade Class

DATE	Reading	Writing	Mathematics	Topic
Wednesday 24.02.21	<p>YR1-Read a book of your choice and discuss what happens on each page with an adult.</p> <p>FS2- Practise your sounds in you RWI book (little green book). Can you put some sounds together and read the words?</p> <p>Watch Mrs Stone's story of Katie Morag.</p> <p> On Seesaw</p> <p>Then tell an adult about your favourite part of the story. Why is it your favourite part?</p> <p> Phonics:</p>	<p> Watch Mrs Stone's introduction to Katie Morag</p> <p>Year 1 cold write- Adults please read the seesaw message regarding the cold write before your child starts.</p> <p>YR1- have a go at writing a report about the Isle of Struay from what you have learnt from the video. This is an independent activity.</p> <p>FS2- have a go at writing key information down about the Isle of Struay, writing down all the sounds you hear in words.</p>	<p>YR1- Measuring length2</p> <p>Watch https://vimeo.com/510394371</p> <p>Then WR activity</p> <p>FS2- Order numbers to 20. Then choose 5 different numbers (2 of them must be higher than 10), then using objects carefully count out that many, so the number and the amount of objects match.</p>	<p> What is Human and Physical Geography?</p> <p>Watch Mrs Stone's video</p> <p>YR1/FS2-Draw a picture of your house and garden or a picture of the park with swings and trees and grass and flowers.</p> <p>Now have a think, which are human geography and which are physical?</p> <p>If you are in FS2 label them with a 'p' for physical and a 'h' for human.</p> <p>Year 1- label your picture with the words 'human' and 'physical'.</p>

	YR1 - See Zoom video- recap set 2-set 3 oi on Seesaw FS2 - See Zoom video- qu on Seesaw			
--	--	--	--	--

Additional websites:

<https://uk.splashlearn.com/measurement-games>

<http://www.ictgames.com/mobilePage/forestPhonics/index.html>

