




School Closure Daily Planning- Onyx Class – Tuesday 2nd February

Reading	Writing	Mathematics	Topic
<p>Re-read this week’s text.</p> <p>Complete this fact-finding list for 6 or more of the Gods -</p> <p><i>Name of God/Goddess:</i></p> <p><i>Male/Female:</i></p> <p><i>What do they represent?:</i></p> <p><i>What animal body part do they have?:</i></p>	 <p>Today you will write the second paragraph of your non-chronological report. Watch Mrs Wicheard writing the next paragraph of her report.</p> <p>Success Criteria:</p> <ul style="list-style-type: none"> -Sub-heading (underlined) -Information -Past tense -Adjectives -Conjunctions 	<p><u>Drawing pictograms</u></p>  <p>Watch Mrs Bagnall’s video on drawing pictograms and then draw your own based on the animal picture used yesterday.</p> 	<p><u>Art/History</u></p> <p>Ancient Egyptian art often showed people. Their upper bodies were always drawn facing the front but their legs and heads were depicted facing to the side. It made the figures look very flat and cartoon-like. A single, large, oval shaped eye dominated the face. Have a look at the pictures on the poster and then try to draw some ancient Egyptian people in the same style. Think carefully about the different parts of the body and which way they are facing.</p> 