




School Closure Daily Planning- Jade Class

DATE	Reading	Writing	Mathematics	Topic																
<p>Tuesday 09.02.21</p>	<p>Watch Mrs Stone’s story of Mog and the Baby.  On Seesaw</p> <p>Can you draw a hiding place for Mog, so she can hide from the baby?</p> <p> Phonics: YR1- See Zoom video- all sounds 4 on Seesaw FS2- See Zoom video- v on Seesaw</p>	<p> Watch Mrs Stone’s storyboard video. Ask an adult to draw you a storyboard. FS2- you will need 3 boxes Year 1- you will need 4 boxes</p> <p><small>Storyboard</small></p> <table border="1" data-bbox="801 622 1232 790"> <tr> <td>1</td> <td>2</td> <td>3</td> <td>4</td> </tr> <tr> <td></td> <td></td> <td></td> <td></td> </tr> <tr> <td></td> <td></td> <td></td> <td></td> </tr> <tr> <td></td> <td></td> <td></td> <td></td> </tr> </table> <p>This week we are going to make up our own Mog stories and include the character you created last week.</p> <p>Today: Have a think about what could happen in your very own Mog story and how your new character meets Mog. Then carefully draw a picture in each box to depict your story.</p>	1	2	3	4													<p>Comparing lengths Watch https://vimeo.com/507433257</p> <p>YR1- Collect 3/4 objects and compare them by length.</p> <p>FS2- Collect 2 objects and compare them by length.</p> <p>Try and compare them by using the correct vocabulary.</p>	<p>PE</p> <p>Pirates and Mermaid Yoga</p> <p>https://www.youtube.com/watch?v=nmPI3QC95r0</p>
1	2	3	4																	



		Remember your first box should be the start of your story and the last should be the end of your story.		
--	--	---	--	--

Additional websites:
<https://www.topmarks.co.uk/early-years/lets-compare>
<https://www.gonoodle.com/>

