






Date	Reading	Writing	Mathematics	Topic
<p>Wednesday 10.02.21.</p> 	<p>Identify and understand new words.</p> <p>Use a dictionary to find and write the meaning of the highlighted unknown words.</p> <p>Looking over the text again, Choose 2 words to complete 2 vocabulary grids.</p> <p><i>Wednesday Words in words:</i></p> <p>In your reading text this week you will have read the word circumstances but how many words can you find in this word. Here's one to get you started: tame</p>	<p>SPaG:</p> <p>Mr Whoops has made three clumsy spelling mistakes in his diary entry. Can you underline them and correct them?</p> <p>Dear Diary,</p> <p>After standing in a cue for over an hour, I finally gained admission into the new ancient Egypt exhibition at the museum. I had a phenomenal day; I would definitely recommend it.</p> <p>_____</p> <p>_____</p> <p>_____</p> <p>Choose a suitable preposition to complete each sentence:</p> <p>My baby brother is a nuisance and cries _____ night.</p> <p>The fire alarm rang _____ lunchtime.</p> <p>My annoying sister talked _____ my favourite TV programme.</p> <p>Now, write a sentence that uses 'between' as a preposition.</p> <p>_____</p> <p>_____</p> <p>_____</p> <p>History Writing:</p> <p>Go through all the draft parts to your story and edit and improve them. Remember the basics of punctuation, but also include higher level punctuation, like brackets and speech [although don't turn the story into a play - use only a few lines of speech!] and improve on your vocabulary where you can. Remember to include relative clauses [extending the sentence with which/when/who...], expanded noun phrases [description using adjectives], personification [giving 'life' to objects] and similes and metaphors [comparing things to something else].</p> <p>Then write it up or type it up, as your final copy [you can finish tomorrow if you need to].</p>	<p>It's time for another visit to Guardians Defenders of Mathematica.</p>   <p>Let me know on</p> <p>Seesaw which areas you have triumphed in.</p> <p>https://www.bbc.co.uk/bitesize/topics/zd2f7nb/articles/zn2y7nb</p> <p>Spend half an hour on Mathletics-do the area and perimeter questions first to make sure you keep in mind what you learnt last week.</p>	<p>History:</p> <p>Explore the buildings and architecture of early civilisations - read through the information slides, writing out the answers to the questions in the orange boxes, then do the task at the end.</p> <p>Languages:</p>  <p>Watch my video on French food</p> <p>https://www.loom.com/share/b463ad9ac9eb4a56b83c7f1e47dbe432</p>  <p>Then do the French food and drink activity.</p>

Websites for additional work:

<https://www.bbc.co.uk/bitesize/levels/zbr9wmn>

Great for revision of all subjects

<http://naturedetectives.woodlandtrust.org.uk/naturedetectives/activities/>

Activities for in the garden or visiting a park

<https://www.bbc.co.uk/cbbc/joinin/about-blue-peter-badges>

Earn a Blue Peter badge, if you have a stamp and a post box nearby

<https://toytheater.com/>

Educational games online

<https://www.dkfindout.com/uk/>

Activities and quizzes

www.twinkl.co.uk/offer

Enter the code UKTWINKLHELPS to access free resources

<https://www.bbc.co.uk/bitesize>

Learning videos, games and activities for children from aged 3-16+