


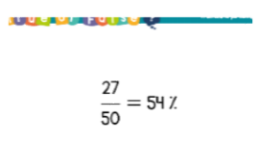



Date	Reading	Writing	Mathematics	Topic
<p>Wednesday 03.02.21.</p> 	<p>Looking over the text again, Choose 2 words to complete 2 vocabulary grids.</p> <p>Wednesday Words in words:</p> <p>In your reading text this week you will have read the word civilisation but how many words can you find in this word. Here's one to get you started: visit</p>	<p>SPaG: Complete these 2 activities.</p> <div data-bbox="622 395 1048 778" style="border: 1px solid orange; padding: 5px;"> <p>a</p> <p>Write a sentence with a fronted adverbial about the Loch Ness monster. Underline it.</p> <p>_____</p> <p>_____</p> <p>_____</p>  </div> <div data-bbox="622 802 1048 1185" style="border: 1px solid yellow; padding: 5px;"> <p>b</p> <p>Replace the underlined words with a synonym.</p> <p>With a flick of his <u>magical</u> wand, Wizardo turned his enemy into an <u>ugly</u> monster.</p>  <p>_____</p> <p>_____</p> <p>_____</p> </div> <p>History Writing: Write the first part of your myth, using yesterday's plan - the opening should include where and when the story is set [Sumerian era], who the main characters are [including the Gods], an object that the characters</p>	<p>Let's extend your learning about percentages from yesterday.</p> <div data-bbox="1243 414 1523 598" style="border: 1px solid gray; padding: 5px;">  <p>$\frac{27}{50} = 54\%$</p> </div> <p>Look at this True/False Use what you learnt yesterday to work it out.</p> <p>Check out the video and quiz on BBC Bitesize: https://www.bbc.co.uk/bitesize/topics/znjqtfr/articles/zcfyw6f</p> <p>Then have a go at the percentages video and questions with Gary Lineker: https://www.bbc.co.uk/bitesize/topics/znjqtfr/articles/zcfyw6f</p> <p>Make sure you have a paper and pencil ready he only gives you 30 seconds to answer!</p> <p>Once you have done this brush up on your division facts on Hit the Button: https://www.topmarks.co.uk/math-s-games/hit-the-button</p>	<p>History: Explore trade in early civilisations - read through the information slides and do the tasks at the end.</p> <p>Extension: Choose challenges from the Challenge Cards' to think about and answer.</p> <p>Class Book:  Watch my video of Chapters 8-11 of Skellig then do a sketch of one of the characters. Make sure you use all you have learnt about them before, going back to previous videos if needed.</p>

Corsham Regis Primary Academy

		are after and the start of a journey . This is just a draft, so it doesn't need to be perfect, but make it really descriptive, in order to keep the reader interested.	When you have finished tell me on Seesaw what part of the Maths lesson was most helpful to you.	
--	--	---	---	--

Websites for additional work:

<https://www.bbc.co.uk/bitesize/levels/zbr9wmn>

Great for revision of all subjects

<http://naturedetectives.woodlandtrust.org.uk/naturedetectives/activities/>

Activities for in the garden or visiting a park

<https://www.bbc.co.uk/cbbc/joinin/about-blue-peter-badges>

Earn a Blue Peter badge, if you have a stamp and a post box nearby

<https://toytheater.com/>

Educational games online

<https://www.dkfindout.com/uk/>

Activities and quizzes

www.twinkl.co.uk/offer

Enter the code UKTWINKLHELPS to access free resources

<https://www.bbc.co.uk/bitesize>

Learning videos, games and activities for children from aged 3-16+