








# Corsham Regis Primary Academy

## School Closure Daily Planning- Amethyst Class Week 5

Date	Reading	Writing	Mathematics	Topic
<p>Tuesday 02.02.21.</p> 	<p>Re-read the text from yesterday. Annotate on the text thinking about how it should sound to the audience like we do in class. Can you read it to someone in your family? Give a performance.</p>  <p>Can you get someone in your home to do a performance with you. Decide who is reading which lines.</p>	<p><b>SPaG:</b> Complete the following activity including the extension.</p>  <p><b>History Writing:</b> Using your plan from last week, decide on your main character(s), setting and story line. Remember, a myth is based on different Gods with supernatural powers and heroes and villains in a battle of good vs evil. Watch the videos to refresh your knowledge. Draw and label the characters and setting, using imaginative vocabulary, including similes and metaphors: <a href="https://www.bbc.co.uk/bitesize/to pics/zfkk7ty/articles/z9tkxfr">https://www.bbc.co.uk/bitesize/to pics/zfkk7ty/articles/z9tkxfr</a> Use your labels to create sentences about each character and the setting, including <b>expanded noun phrases:</b></p>	<p>In Maths this week we will be looking at how to calculate percentages.</p>  <p>Start with the True or False Document. Can you explain your answer to a grown up at home?</p>  <p>Watch the video: <a href="https://vimeo.com/492101741">https://vimeo.com/492101741</a> remembering to pause at the <i>have a think</i> sections and do each part on the worksheet. When you are told to discuss with the class, maybe discuss with a grown up or write down a few notes. See how you got on by checking your work with the answer sheet. <b>Something a little harder...</b> <b>Always Sometimes Never</b> Percentages are between 0% and 100% Explain your answer using because... and examples.</p>	<p><b>Languages:</b>  Watch my video on colours in French. <a href="https://www.loom.com/share/c7743722027f40b085f">https://www.loom.com/share/c7743722027f40b085f</a></p>  <p><a href="https://www.loom.com/share/c7743722027f40b085f">https://www.loom.com/share/c7743722027f40b085f</a> <a href="https://www.loom.com/share/c7743722027f40b085f">fd188b08c1578</a> Then draw a picture with all the colours from the film then on your picture label the objects you have coloured with the correct colour in French. Rewind the video to get the correct spelling. <b>PE:</b> Now combine your French with you PE skills with this</p>

## Corsham Regis Primary Academy

		<a href="https://www.bbc.co.uk/bitesize/topics/zwwp8mn/articles/z3nfw6f">https://www.bbc.co.uk/bitesize/topics/zwwp8mn/articles/z3nfw6f</a> <b>relative clauses:</b> <a href="https://www.bbc.co.uk/bitesize/topics/zwwp8mn/articles/zsrt4qt">https://www.bbc.co.uk/bitesize/topics/zwwp8mn/articles/zsrt4qt</a> <b>personification:</b> <a href="https://www.bbc.co.uk/bitesize/topics/zfkk7ty/articles/zw9p8mn">https://www.bbc.co.uk/bitesize/topics/zfkk7ty/articles/zw9p8mn</a>	<p>Something a little easier...          Draw 3 rectangles on each one          shade different percentages:</p> <ol style="list-style-type: none"> <li>1) 50%</li> <li>2) 25%</li> <li>3) 75%</li> </ol>	<p>French Supermovers:  <a href="https://www.bbc.co.uk/teach/supermovers/ks1--ks2-mfl-french-greetings-with-ben-shires/zdpdvk7">https://www.bbc.co.uk/teach/supermovers/ks1--ks2-mfl-french-greetings-with-ben-shires/zdpdvk7</a></p>
--	--	--	---	---

Websites for additional work:

<https://www.bbc.co.uk/bitesize/levels/zbr9wmn>

Great for revision of all subjects

<http://naturedetectives.woodlandtrust.org.uk/naturedetectives/activities/>

Activities for in the garden or visiting a park

<https://www.bbc.co.uk/cbbc/joinin/about-blue-peter-badges>

Earn a Blue Peter badge, if you have a stamp and a post box nearby

<https://toytheater.com/>

Educational games online

<https://www.dkfindout.com/uk/>

Activities and quizzes

[www.twinkl.co.uk/offer](http://www.twinkl.co.uk/offer)

Enter the code UKTWINKLHELPS to access free resources

<https://www.bbc.co.uk/bitesize>

Learning videos, games and activities for children from aged 3-16+