




School Closure Daily Planning- Jade Class

DATE	Reading	Writing	Mathematics	Topic
<p>Friday 12.02.21</p>  <p>Class Zoom at 10.30 am</p>	<p><b>YR1/FS2-</b> read these <b>Green</b> words <b>-see attachment</b></p> <p><b>FS2-</b> practice putting your sounds together to read simple words.</p> <p> <b>Phonics:</b> <b>YR1-</b> See Zoom video- all sounds 7 <b>on Seesaw</b> <b>FS2-</b> See Zoom video- th <b>on Seesaw</b></p>	<p><b>YR1-</b> practice writing the high frequency words: down, now, out, house, could, about. Then write each word in a sentence.</p> <p><b>FS2-</b> practise writing your name, think carefully about where to start and finish each letter.</p> <p>Then ask an adult to give you a word (in, it, on, at, an, is) use you sound fingers to sound it out and then have a go at writing it down. <b>Only ask an adult to help after you have tried.</b></p>	<p>Measuring non-standard units Watch <a href="https://vimeo.com/50796995">https://vimeo.com/50796995</a> <u>2</u></p> <p>Then collect some objects to measure with. They need to be the same objects and roughly the same size. E.g. pasta.</p> <p><b>YR1-</b> Collect 5 things to measure. <b>FS2-</b> Collect 3 things to measure with an adult helping you. <b>Remember your measuring objects need to start right at one end and need to be touching.</b></p>	<p>Practice reading your Mog story to someone at home. If you are feeling really brave, ask an adult to film it and send it to me. <b>I WOULD LOVE TO HEAR IT!</b></p> <p>Then</p> <p style="text-align: center;"><b>Go on a Alphabet Scavenger hunt</b></p>  <p>Can you find as one object beginning with each letter of the alphabet? This can be inside or outside. Record what you have found.</p> <p style="text-align: center;"><b>Have fun!</b></p>

**Additional websites:**

<https://www.topmarks.co.uk/money/coins-game>

<https://www.bbc.co.uk/cbeebies/radio>

