





School Closure Daily Planning- **Garnet Class**

DATE	Reading	Writing	Mathematics	Topic
<p>Thursday 7.1.21</p>	<p>Looking over the text again – ‘The Winter Spirit’ highlight/copy out any new or interesting vocabulary or words you think the author has chosen for impact. Write out definitions for new and interesting vocabulary. Challenge: Why did the author choose the words for impact that he did?  Online dictionary: <a href="https://kids.wordsmyth.net">https://kids.wordsmyth.net</a></p>	<p>Wonderful winter adverbials Look at the winter scenes. Write sentences about each picture, beginning each sentence with a fronted adverbial. Use the adverbials below to help you and remember the comma.</p> <hr/> <p style="text-align: center;"><b>Wonderful Winter Adverbials</b></p> <p><small>Look at these beautiful winter scenes. Write sentences about each picture, beginning each sentence with a fronted adverbial. How many you write for each picture is up to you. Use the adverbials below to help you.</small></p> <div style="display: flex; justify-content: space-around;">  <div style="border-bottom: 1px solid black; width: 100%;"></div> </div> <div style="display: flex; justify-content: space-around;">  <div style="border-bottom: 1px solid black; width: 100%;"></div> </div> <div style="display: flex; justify-content: space-around;">  <div style="border-bottom: 1px solid black; width: 100%;"></div> </div> <div style="display: flex; justify-content: space-around; font-size: small;"> <div style="border: 1px solid black; padding: 2px;">             Everywhere she looked Gloriously    Yearly         </div> <div style="border: 1px solid black; padding: 2px;">             In the morning Rarely    North of here         </div> <div style="border: 1px solid black; padding: 2px;">             Silently         </div> </div>	<p style="text-align: center;"><b>11 and 12 times table</b></p> <div style="border: 1px solid black; padding: 5px; margin: 10px auto; width: 80%;"> <p><a href="https://whiterosemaths.com/homelearning/year-4/week-1-number-multiplication-division/">https://whiterosemaths.com/homelearning/year-4/week-1-number-multiplication-division/</a></p> </div> <p style="text-align: center;">Please watch the video and complete ‘The Get Ready’ questions. Follow the video and complete any questions as well as the worksheet.</p>	<div style="text-align: center;">  <p><b>Tiny treasure hunt</b></p> </div> <p>You’ll need to keep your eyes peeled for this activity. Hunt for really small things you can fit into a matchbox. Collect little leaves, blades of grass, small snail shells, tiny twigs, feathers and pebbles. Turn it into a competition with your family – who can fit the most items inside their box?</p>



				Can you investigate your finds? Can you see intricate patterns, subtle colour changes and interesting textures?
--	--	--	--	---

--