







School Closure Daily Planning- Jade Class

DATE	Reading	Writing	Mathematics	Topic				
<p>Monday 08.06.20</p> <p><b>YR1</b>-Choose 5 common exception words to spell. Practice writing them out.</p> <p><b>FS2</b>- spell out some simple cvc words.</p>	<p><b>YR1</b>- Read the fact file about snails (there are two levels of difficulty – MILD and SPICY).</p> <p>Can you answer the questions?</p> <p><b>FS2</b>- Watch Mrs Gingell’s video of the story of ‘What the ladybird heard’. Can you join in with the animal noises and repeated words? <a href="https://youtu.be/aagDIX-UbS4">https://youtu.be/aagDIX-UbS4</a></p> <p>Phonics: <a href="https://www.youtube.com/channel/UCo7fbLgY2oA_cFCIg9GdxtQ">https://www.youtube.com/channel/UCo7fbLgY2oA_cFCIg9GdxtQ</a></p>	<p><b>YR1</b>- Fill in the <b>speech bubbles</b> for the 3 pictures. <i>Remember to use first person and present tense!</i></p> <p>You can draw your own if you don’t have a printer!</p> <p><b>FS2</b>- Go outside and write a list of every mini beast you can find. Remember when you write a list you write one word under the other.</p> <div style="border: 1px solid black; padding: 5px; margin: 10px auto; width: fit-content;"> <p>ant slug spider fly</p> </div> <p><b>Think carefully about where to start and finish each letter.</b></p>	<p><b>YR1</b>- Watch White Rose Year 1 Summer Week 6 Lesson 1 <b>Measure Mass</b></p> <p>Have a go at the corresponding sheet on the class webpage.</p> <p><b>FS2</b>- Count forwards and backwards to 30. Ask an adult to give you a number between 1 and 30 and draw that many objects, then practice writing the number underneath.</p>	<p><b>YR1- Science</b>-Go through slides on identifying the 6 different types of animals. <a href="https://www.twinkl.co.uk/resource/t2-s-206-grouping-animals-powerpoint">https://www.twinkl.co.uk/resource/t2-s-206-grouping-animals-powerpoint</a> then draw a couple of animals for each different group.</p> <p><b>FS2</b>- This week we are continuing with our topic of bugs. With an adult can you research on google the difference between insects and bugs? Make a table (see below) and see if you can draw and label pictures to go in each box.</p> <table border="1" style="width: 100%; text-align: center;"> <tr> <td>Insects</td> <td>Bugs</td> </tr> <tr> <td></td> <td></td> </tr> </table>	Insects	Bugs		
Insects	Bugs							
								

Websites for additional work:

<https://www.gonoodle.com/>