

Phonics Parents' meeting

Please turn off your mobile phone

Reading by six: 'How the best schools do it'



'Effective teachers are highly trained to instill the principles of phonics, can identify the learning needs of young children, and recognise and overcome the barriers that impede learning.'

HMI Ofsted report on 'Reading by Six'
December 2010

Why *Read Write Inc.* Phonics?



Tried and tested over many years

Systematic and structured

Early success in reading

Training and ongoing staff development

What is Read Write Inc Phonics?



❑ A rapid *Learn to read* programme

so children...

❑ *Read to learn* for the rest of their lives

Who is it for?



Four-year-olds plus

Older children who need to 'catch-up'

Children new to English

How does it work?



Children:

Learn 44 sounds and matching letters

Learn to blend sounds to read words

Read lots of specially written books

This is decoding



How does it work?



Children:

Talk a lot about what they have read to show they understand

Listen to and discuss other ideas to deepen understanding

This is **comprehending**



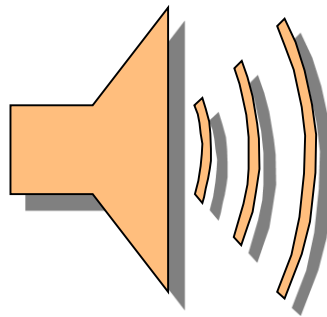


Sounds



All words are made up of sounds

In English there are 44



Graphemes



A grapheme is a sound written down

English has more than 150 graphemes

A complex code!

Chart



This chart shows the most usual graphemes for the 44 sounds

The complex English alphabetic code



Consonants: stretch

f	l	m	n	r	s	v	z	sh	th	ng
ff	ll	mm	nn	rr	ss	ve	zz	ti		nk
ph	le	mb	kn	wr	se		s	ci		
					c					
					ce					

Consonants: bounce

b	c	d	g	h	j	p	qu	t	w	x	y	ch
bb	k	dd	gg		g	pp		tt	wh			tch
	ck				ge							
	ch											

Vowels

a	e	i	o	u	ay	ee	igh	ow
	ea				ā-e	y	ī-e	ō-e
					ai	ea	ie	oa
						e	i	o

oo	oo	ar	or	air	ir	ou	oy	ire	ear	ure
ū-e			oor	are	ur	ow	oi			
ue			ore		er					
ew			aw							
			au							

Children learn a simple code first



Simple Speed Sounds chart

Consonants: stretchy

f	l	m	n	r	s	v	z	sh	th	ng
										nk

Consonants: bouncy

b	c	d	g	h	j	p	qu	t	w	x	y	ch
	k											

Vowels: bouncy

Vowels: stretchy

a	e	i	o	u	ay	ee	igh	ow
---	---	---	---	---	----	----	-----	----

Vowels: stretchy

oo	oo	ar	or	air	ir	ou	oy
----	----	----	----	-----	----	----	----

If English had a simple code...



...spelling and reading would be much easier!



play mayk trayn cafay strayt wayt brayk

green dreem kee hee happee

light kight fligh lgh igh tigh

blow smowk flowt gow mowst

moon broot bloo groo



Simple Speed Sounds chart

Consonants: stretchy

f	l	m	n	r	s	v	z	sh	th	ng
										nk

c-a-t

ch-a-t

Consonants: bouncy

b	c	d	g	h	j	p	qu	t	w	x	y	ch
	k											

l-igh-t

Vowels: bouncy

Vowels: stretchy

a	e	i	o	u	ay	ee	igh	ow
---	---	---	---	---	----	----	-----	----

c-r-a-sh

Vowels: stretchy

oo	oo	ar	or	air	ir	ou	oy
----	----	----	----	-----	----	----	----

Consonants: stretchy

f	l	m	n	r	s	v	z	sh	th	ng
										nk

Consonants: bouncy

b	c	d	g	h	j	p	qu	t	w	x	y	ch
	k											

Vowels: bouncy

a	e	i	o	u	ay	ee	igh	ow
---	---	---	---	---	----	----	-----	----

Vowels: stretchy

oo	oo	ar	or	air	ir	ou	oy
----	----	----	----	-----	----	----	----

Set 1 sounds

Set 2 sounds

f	l	m	n	r	s	v	z	sh	th	ng nk
ff ph	ll le	mm mb	nn kn	rr wr	ss se c ce	ve	zz s	ti ci		

b	c k	d	g	h	j	p	qu	t	w	x	y	ch
bb	ck ch	dd	gg		g ge dge	pp		tt	wh			tch

a	e	i	o	u	ay	ee	igh	ow
	ea				a_e ai	y ea e	i_e ie i	o_e oa o

oo	oo	ar	or	air	ir	ou	oy	ire	ear	ure
u_e ue ew			oor ore aw au	are	ur er	ow	oi			

Fred...



Fred helps children learn to read

Fred can *only* talk in sounds...

(Fred can only say *c_a_t*, he can't say **cat**)

We call this *Fred Talk*

Fred...



If children understand Fred
they can *blend* orally

Blending is needed for reading

Fred...



Fred helps children learn to spell too!

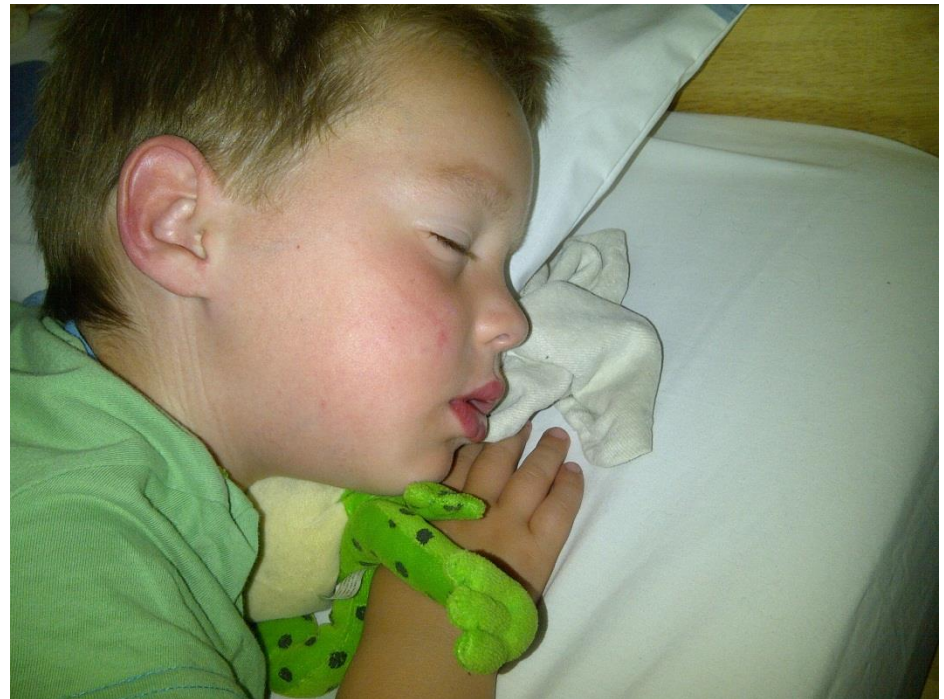
Children convert words into sounds

They press the sounds on to their fingers...

We call this *Fred Fingers*



Fred is our friend



Storybooks and Get Writing Books



Fresh Start Modules: reading and writing



How can you help your child?



By...

using pure sounds

knowing the graphemes

understanding how 'Fred' helps with reading and spelling



And...



By having fun with Fred Talk at home!

“What a tidy r-oo-m!”

“Where’s your c-oa-t?”

“Time for b-e-d!”

back, head, tum, leg, hand, foot, knee

coat, hat, scarf, zip, sock, glove

run, walk, skip, hop, fast, slow, stop, shop

red, blue, green, black,

knife, fork, spoon, plate, bowl, pan

bread, cheese, meat, soup, jam, cake

And...

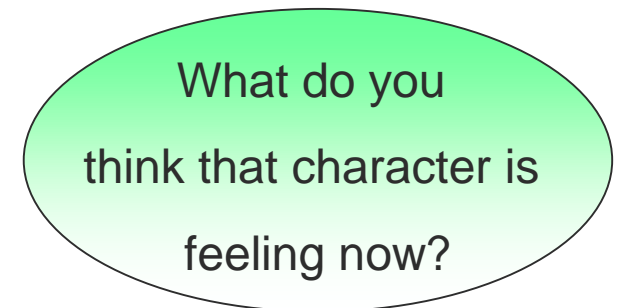
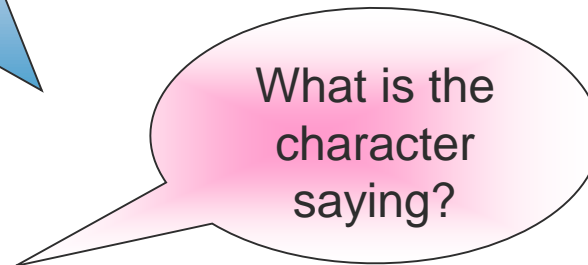
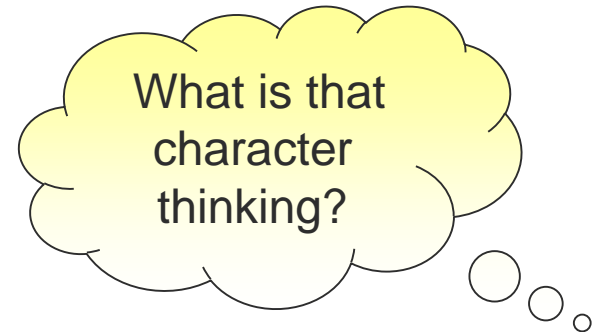


By **reading** your child lots of lovely stories and asking lots of questions!

Use these prompts to help you:



What do you think happens next?



And...



By **talking** to your child as much as possible and ‘feeding’ them new and different words:

“Let’s **eat** our lunch now.”

“Let’s **munch** our lunch now.”

“Let’s **scoff** our lunch now.”

“Let’s **devour** our lunch now!”

You’re looking ... not just... but...

I’m not just... I’m....!

And...



By enriching conversations through description:

“Look at that rain. It looks like little diamonds sparkling on the window pane!”

By having fun with words and language.

“I’m as hot as a spud in a cooking pot!”

By praising your child for using new words or interesting phrases

And...



By having a look at the parents' information for tips and resources for supporting your child at home:

<https://global.oup.com/education/content/primary/series/rwi/parents/>



(RWI resources are published by Oxford University Press)



Thank you...



Happy reading!

Appendices




Optional slides

So how can you help your child?



By knowing the 44 pure sounds

By using the Speed Sound cards with your child



By knowing how to blend using Fred Talk for reading
m_a_t mat



By knowing how to do Fred Fingers for spelling





At this school the Read Write Inc Programme
is managed by:
Mr/Mrs ????????

Why synthetic phonics?



“Synthetic phonics offers the vast majority of young children the best and most direct route to becoming skilled readers and writers” Sir Jim Rose

Rose Review of Reading 2006

Reading levels



Set 1 sounds and blending

Fiction and non fiction texts Green, Purple, Pink: **NC level 1c-1b**

Set 1 & 2 sounds

Fiction and non fiction texts Pink, Orange: **NC level 1b – 1a**

Fiction and non fiction texts Yellow: **NC level 1a – 2c**

Fiction and non fiction texts Blue: **NC level 2b**

Set 1, 2, 3 sounds

Fiction and non fiction texts Blue, Grey: **NC level 2b – 2a+**



Ruth Miskin

— creator of Read Write Inc., as seen on Channel 4



9780198386643 Storybook: 1a
Sun hat fun Hb £2.99



9780198386681 Storybook: 3a
Run run run! Hb £2.99



9780198386650 Storybook: 1b
Nag in the fog Hb £2.99



9780198386667 Storybook: 2a
Rag the rat Hb £2.99



9780198386674 Storybook: 2b
Nip and Chip Hb £2.99



9780198386698 Storybook: 3b
Red Ned Hb £2.99



9780198386711 Speed Sound
Flashcards Set 1 Box £5.99



9780198386704 Parent Handbook
Hb £2.99

Ruth Miskin is the creator of the hugely successful *Read Write Inc.* synthetic phonics programme — featured on Channel 4's 'Lost for Words' season of literacy programming.

A former Head Teacher, Ruth Miskin advises the National Primary Strategy for literacy, and is widely recognised as an expert in this field.

Read Write Inc. is extensively used in schools, and has achieved great results. Ruth Miskin has now developed a range of storybooks, flashcards and a parent's handbook, specially designed for parents to use with their children at home to help develop their reading skills.

www.readwriteinc.com

OXFORD